




1. Illuminated Direction Indicator
2. Steering Housing
3. Height Adjustment Knob
4. Adapter Assembly
5. Skeg
6. Propeller
7. Motor Tube
8. Mounting Tube Bracket
9. Motor Rest Assembly
10. Latch Release Handle
11. Guide
12. Motor
13. Steering Foot Pedal
14. On-Off Operation Switch
15. Speed Control Wheel
16. Mounting Bracket
17. Bow Arm Assembly
18. Mounting Tube
19. Steering and Motor Cable
20. Model and Serial Number
21. Reset Button



Specifications

Models	EB52ED, EB82ED, EBL52ED, E25ED, E28ED, EL25ED, EBF2V, EBFL2V, JBF2V, JBFL2V
Motor	Permanent Magnet
Operating Current-Full Power	31 Amperes
Static Thrust	21 Pounds (9.5 kg)
Controls	
Steering	Foot Control 360°
Speed	Low, Normal, High
Directional indicator	Lighted Panel
Indicator Bulb	#57X
Vertical Adjustment Range	15 Inches (381 mm)
Lower Unit Drive	110
Propeller	2 Blade Glass Filled Nylon
Weight (Includes Foot Control)	26.5 Pound (12.02 kg)

Lubrication

Lubricate points as indicated every 60 days when motor is run in fresh water, every 30 days when used in salt water. (Some areas may require more frequent lubrication.)



Types of Lubricant	
OMC Triple-Guard Grease	Outboard Lubricant or SAE 30 Oil
 Tube	
1	2
Lubrication Picture Symbols	