

## General specifications

Item	Unit	Model
		F75TR
<b>Dimension</b>		
Overall length	mm (in)	817 (32.2)
Overall width	mm (in)	479 (18.9)
Overall height (L)	mm (in)	1,582 (62.3)
Boat transom height (L)	mm (in)	508 (20.0)
<b>Weight</b> (without propeller) (L)	kg (lb)	168 (370)
<b>Performance</b>		
Maximum output	kW (hp)	55.2 (75) at 5,500 r/min
Full throttle operating range	r/min	5,000–6,000
Maximum fuel consumption	L (US gal, Imp gal)/hr	28.0 (7.40, 6.16) at 6,000 r/min
Engine idle speed	r/min	700 ± 50
<b>Power unit</b>		
Type		In-line, 4-stroke, DOHC, 16 valves
Cylinder quantity		4
Total displacement	cm <sup>3</sup> (cu. in)	1,596 (97.39)
Bore × stroke	mm (in)	79.0 × 81.4 (3.11 × 3.20)
Compression ratio		9.6
Control system		Remote control
Starting system		Electric
Fuel system		Fuel injection
Ignition control system		TCI
Advance type		Micro computer
Maximum generator output	V, A	12, 25
Spark plug		LFR5A-11 (NGK)
Cooling system		Water
Exhaust system		Propeller boss
Lubrication system		Wet sump





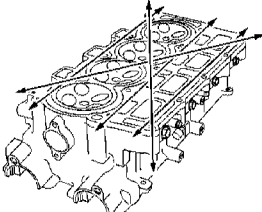
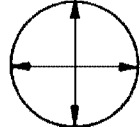
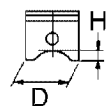
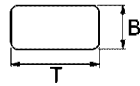
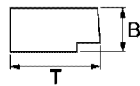
Item	Unit	Model
		F75TR
<b>Fuel and oil</b>		
Fuel type		Regular unleaded gasoline
Fuel minimum rating	RON <sup>(*)</sup>	91
	PON	86
Engine oil		4-stroke motor oil
Engine oil grade	API	SE, SF, SG, SH, or SJ
	SAE	10W-30 or 10W-40
Engine oil quantity		
(without oil filter replacement)	L (US qt, Imp qt)	4.3 (4.55, 3.78)
(with oil filter replacement)	L (US qt, Imp qt)	4.5 (4.76, 3.96)
Gear oil type		GEAR CASE LUBE
Gear oil grade	SAE	90
Gear oil quantity	cm <sup>3</sup> (US oz, Imp oz)	670 (22.7, 23.6)
<b>Bracket unit</b>		
Trim angle	Degree	-4 to 16
(at 12° boat transom)		
Tilt-up angle	Degree	70
Steering angle	Degree	35 + 35
<b>Drive unit</b>		
Gear shift positions		F-N-R
Gear ratio		2.31 (30/13)
Reduction gear type		Spiral bevel gear
Clutch type		Dog clutch
Propeller shaft type		Spline
Propeller direction (rear view)		Clockwise
Propeller mark		K
<b>Electrical</b>		
Battery minimum capacity <sup>(*)</sup>		
CCA/SAE	A	380
MCA/ABYC	A	502
RC/SAE	Minute	124

(\*) RON: Research Octane Number  
 PON: Pump Octane Number =  
 (RON + Motor Octane Number)/2

(\*) CCA: Cold Cranking Ampere  
 MCA: Marine Cranking Ampere  
 ABYC: American Boat and Yacht Council  
 SAE: Society of Automotive Engineers  
 RC: Reserve Capacity

## Maintenance specification

### Power unit

Item	Unit	Model
		F75TR
<b>Power unit</b> Minimum compression pressure <sup>(*1)</sup> Oil pressure <sup>(*2)</sup>	kPa (kgf/cm <sup>2</sup> , psi) kPa (kgf/cm <sup>2</sup> , psi)	860 (8.6, 124.7) 510 (5.1, 74.0) at engine idle speed
<b>Cylinder head</b> Warpage limit  (lines indicate straightedge position) Camshaft cap inside diameter	mm (in) mm (in)	0.1 (0.0039) 25.000–25.021 (0.9843–0.9851)
<b>Cylinders</b> Bore size Taper limit Out-of-round limit 	mm (in) mm (in) mm (in)	79.000–79.020 (3.1102–3.1110) 0.08 (0.0032) 0.05 (0.0020)
<b>Pistons</b> Piston diameter (D) Measuring point (H) Piston clearance Over size piston diameter 	mm (in) mm (in) mm (in) mm (in)	78.928–78.949 (3.1074–3.1082) 13.0 (0.51) 0.070–0.080 (0.0028–0.0031) 79.178–79.199 (3.1172–3.1181)
<b>Piston rings</b> Top ring Dimension B Dimension T End gap Side clearance 2nd piston ring Dimension B Dimension T End gap Side clearance  	mm (in) mm (in) mm (in) mm (in) mm (in) mm (in) mm (in) mm (in)	1.17–1.19 (0.0461–0.0469) 2.80–3.00 (0.1102–0.1181) 0.15–0.30 (0.0059–0.0118) 0.04–0.08 (0.0016–0.0031) 1.47–1.49 (0.0579–0.0587) 3.00–3.20 (0.1181–0.1260) 0.70–0.90 (0.0276–0.0354) 0.03–0.07 (0.0012–0.0028)

(\*1) Measuring conditions:

Ambient temperature 20 °C (68 °F), wide open throttle, with spark plugs removed from all cylinders.

The figures are for reference only.

(\*2) The figures are for reference only.



Item	Unit	Model	
		F75TR	
<b>Oil ring</b>			
Dimension B	mm (in)		2.38–2.48 (0.0937–0.0976)
Dimension T <sup>(*)</sup>	mm (in)		2.40 (0.0945)
End gap	mm (in)		0.20–0.70 (0.0079–0.0276)
Side clearance	mm (in)		0.03–0.15 (0.0012–0.0059)
<b>Camshafts</b>			
Intake (A)	mm (in)		36.48–36.58 (1.4362–1.4402)
Exhaust (A)	mm (in)		36.90–37.06 (1.4528–1.4591)
Intake (B)	mm (in)		29.95–30.05 (1.1791–1.1831)
Exhaust (B)	mm (in)		29.92–30.08 (1.1780–1.1842)
Camshaft journal diameter	mm (in)		24.960–24.980 (0.9827–0.9835)
Camshaft runout limit	mm (in)		0.03 (0.0012)
<b>Valves</b>			
Valve clearance (cold)			
Intake	mm (in)		0.20 ± 0.03 (0.008 ± 0.001)
Exhaust	mm (in)		0.34 ± 0.03 (0.013 ± 0.001)
Head diameter (A)			
Intake	mm (in)		29.0–29.2 (1.14–1.15)
Exhaust	mm (in)		24.0–24.2 (0.94–0.95)
Face width (B)			
Intake	mm (in)		1.99–2.44 (0.0783–0.0961)
Exhaust	mm (in)		2.27–2.72 (0.0894–0.1071)
Seat contact width (C)			
Intake	mm (in)		1.20–1.60 (0.0472–0.0630)
Exhaust	mm (in)		1.20–1.60 (0.0472–0.0630)
Margin thickness (D)			
Intake	mm (in)		0.80–1.20 (0.0315–0.0472)
Exhaust	mm (in)		1.00–1.40 (0.0394–0.0551)
Stem diameter			
Intake	mm (in)		5.975–5.990 (0.2352–0.2358)
Exhaust	mm (in)		5.960–5.975 (0.2346–0.2352)
Guide inside diameter			
Intake and exhaust	mm (in)		6.000–6.018 (0.2362–0.2369)
Stem-to-guide clearance			
Intake	mm (in)		0.010–0.043 (0.0004–0.0017)
Exhaust	mm (in)		0.025–0.058 (0.0010–0.0023)
Stem runout limit	mm (in)		0.01 (0.0004)
<b>Valve springs</b>			
Free length	mm (in)		53.20 (2.0945)
Tilt limit	mm (in)		2.6 (0.10)

(\*) The figure is for reference only.